
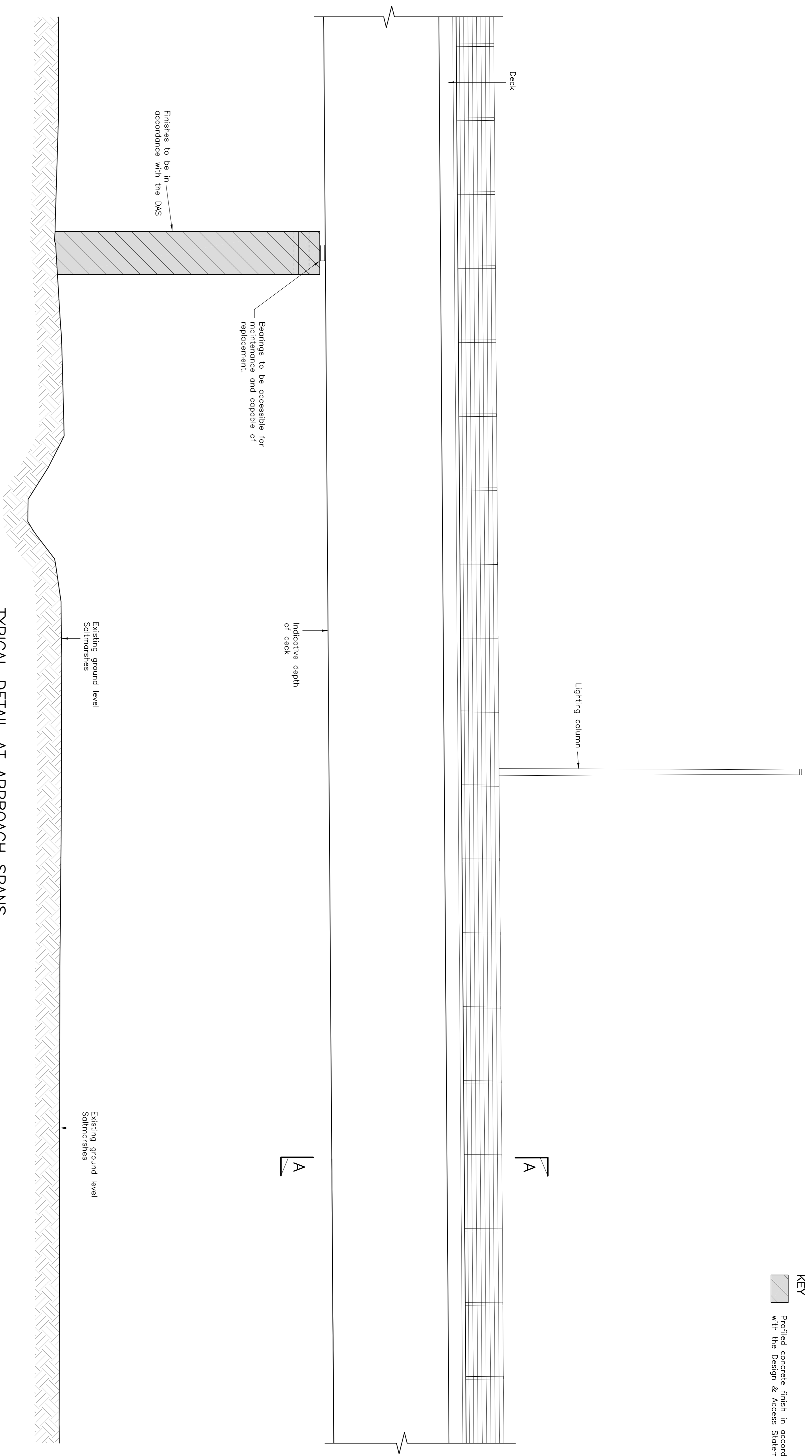
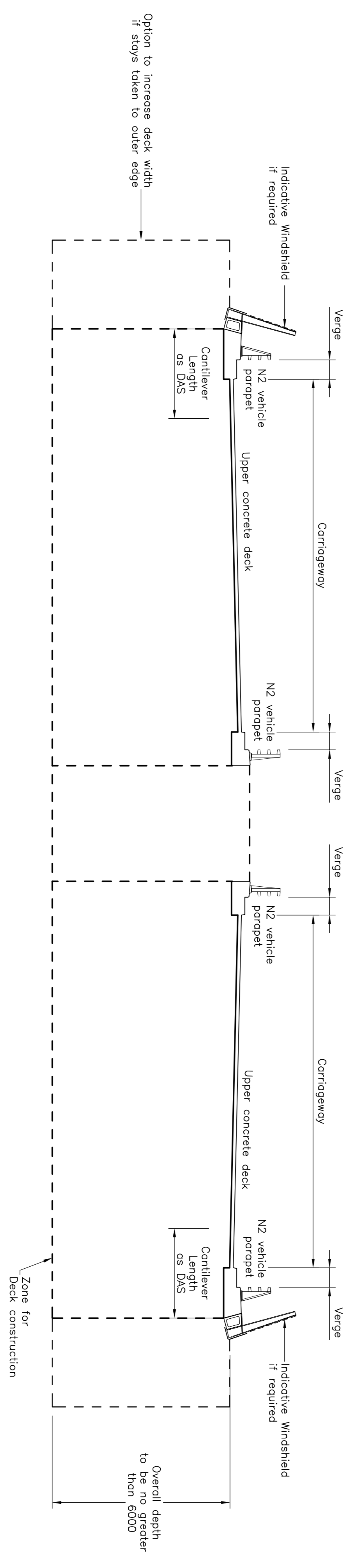


KEY
 Profiled concrete finish in accordance with the Design & Access Statement.

NOTES
 1. For general notes refer to drawing number B4027E/PL/B/800



TYPICAL DETAIL AT APPROACH SPANS
 1:100



INDICATIVE SECTION A-A THROUGH DECK AT MID SPAN
 (Scale 1:100)

This note is reproduced from Ordnance Survey material with the permission of Ordnance Survey on behalf of the Crown. It is reproduced by permission of the Controller of Her Majesty's Stationery Office and may be held to production or data proceedings. Nelson Thornes Ltd, London No. 10031852Z 2011.

10 0 10 20 50 100mm NATURAL SCALE

Rev.	-	Description
Drawn	PSM	
Chkd.	APM	
Apprvd.	CEH	
Date	NOV.2011	
Client	PLANNING APPLICATION	



Project
THE MERSEY GATEWAY

Drawing Title
**DELIVERY PHASE
 PLANNING APPLICATION
 MERSEY GATEWAY BRIDGE
 GENERAL ARRANGEMENT - Sheet 2 of 3**



20 Nicholas Street, Chester, CH1 2NX Tel: 01244 31985 Fax: 01244 31959 www.gifford.com	Date	Drawn
Scale (if A1)	OCT.2011	MS
AS SHOWN		

Dwg no.
B4027E/PL/B/801

Rev.
 -

ORIGINAL DRAWING SIZE 841 x 594